




Notes
 Do not scale from this drawing or consider any dimension to be accurate.
 In the event of any discrepancy being found, these should be brought to the attention of the Project Designer for further instruction.
 This drawing is for Planning purposes only and is not to be considered a final design for building.
 North Point shown approximately.
 The proposed layouts are subject to the following, although not limited to:
 1. Structural Engineers' Requirements.
 2. Mechanical and Electrical Engineers' Requirements.
 3. Drainage Requirements.
 4. Planning Requirements.
 5. Building Regulations approvals.

Key

-  New Walls
-  Gravel Drive
-  Paved Area

Planting / Landscaping
 Line of Fencing
 Proposed Door
 Proposed Foul Drainage
 Existing Foul Drainage
 Proposed Surface Drainage

RYEDALE D.C.
 19 JAN 2010
 DEVELOPMENT CONTROL

CONTRACTOR: MIFP WOODS & WATSON
 CONSULTANTS: MIFP WOODS & WATSON
 ARCHITECTS: PROSPECT DESIGN ARCHITECTURAL SERVICES

PROSPECT DESIGN
 Architectural Services
 6 Field View, Horton, Malton, N Yorks, YO7 6AZ
 Tel: 01653 682722 Mob: 0779270208
 email: prospectdesign@btinternet.com

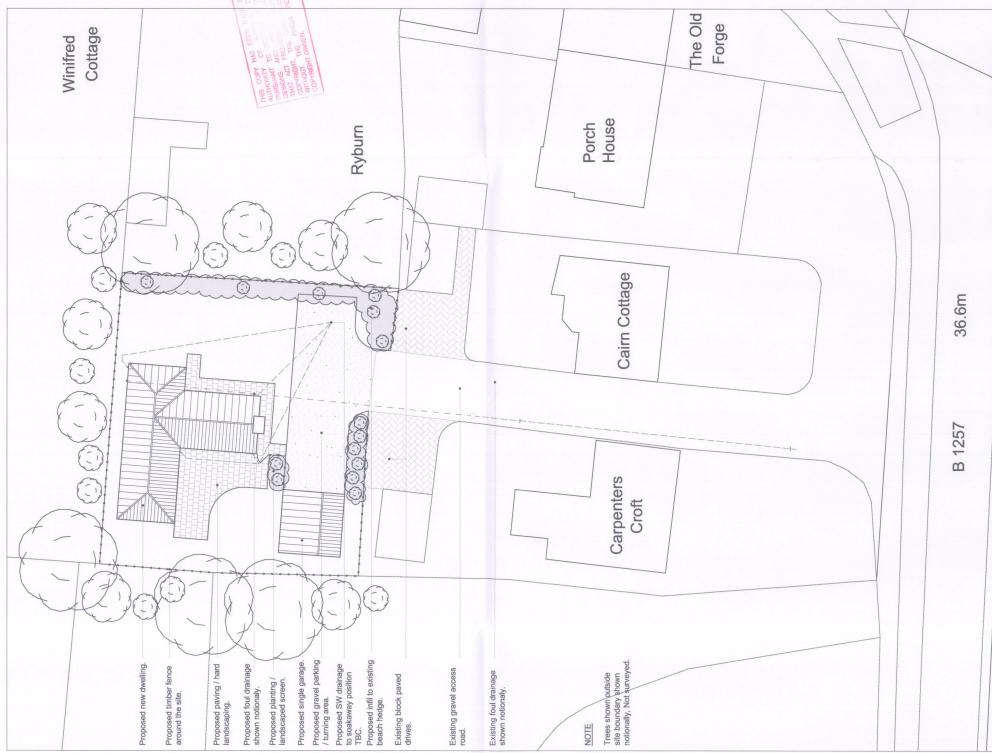
Client
 Mr JOHNSON, SPRINGHEAD HOUSE,
 SPRING STREET, EASINGWOLD, YORK
 YO61 3BJ.

Job Title
 PROPOSED NEW DWELLING.

Scale	1:200 @ A1	Drawn	R.W.
Date	07/12/09	Checked	A.J.

Drawing Title
 EXISTING AND PROPOSED
 SITE BLOCK PLANS

Drawing Number
 PD042-03



AS PROPOSED SITE BLOCK PLAN
 (Scale 1:200)

AS EXISTING SITE BLOCK PLAN
 (Scale 1:200)